



Grant County Free Testing Events

September 18-19, 2020

Testing Site	Positive	Inconclusive	Negative	Total Tests	% Positive/Probable
Moses Lake	25	0	236	261	9.6
Quincy	27	1	474	502	5.4

Demographics of Total Tested

Moses Lake (n=261)

Age	
0-18	48
19-40	64
41-60	79
61-80	66
80+	4

Quincy (n=502)

Age	
0-18	78
19-40	237
41-60	121
61-80	62
80+	4

Total (n=763)

Age	
0-18	126
19-40	301
41-60	200
61-80	128
80+	8

Sex

Sex	
Male	112
Female	149

Sex

Sex	
Male	305
Female	197

Sex

Sex	
Male	417
Female	346

Community

Community	
Coulee City	1
Ephrata	33
Kirkland	1
Mattawa	1
Moses Lake	176
Odessa	1
Othello	3
Portland	3
Quincy	6
Royal City	15
Seattle	1
Soap Lake	4
Warden	16

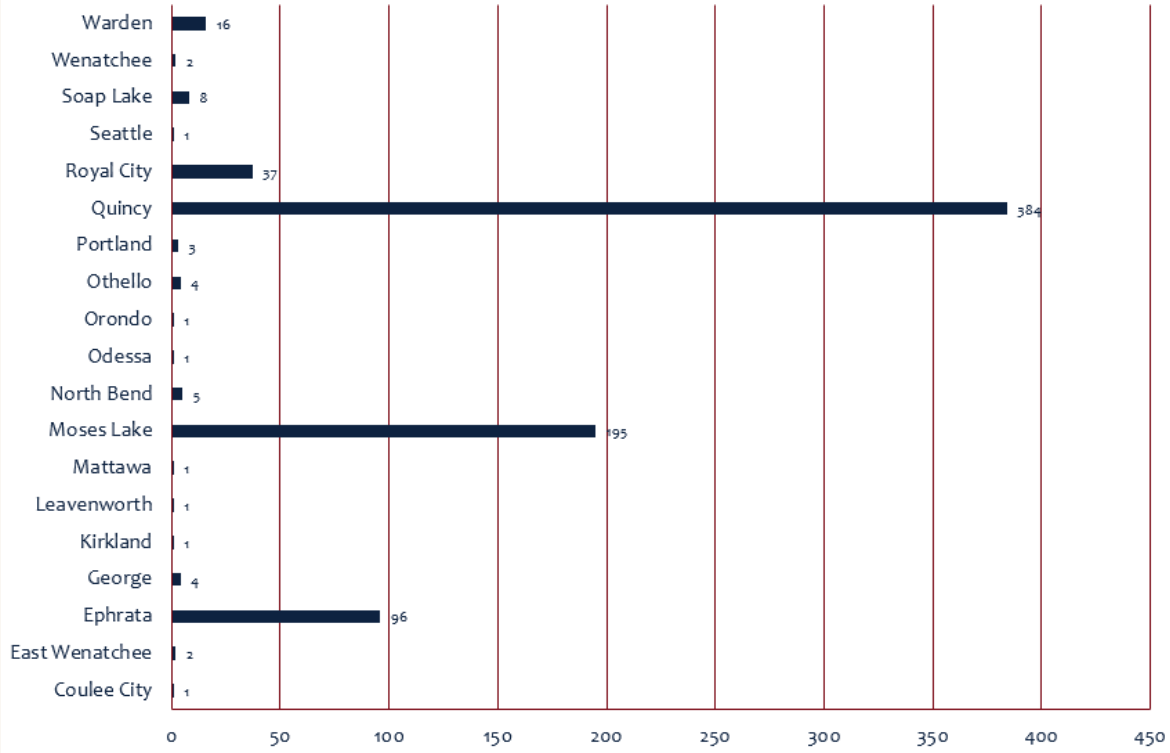
Community

Community	
East Wenatchee	2
Ephrata	63
George	4
Leavenworth	1
Moses Lake	19
North Bend	5
Orondo	1
Othello	1
Quincy	378
Royal City	22
Soap Lake	4
Wenatchee	2

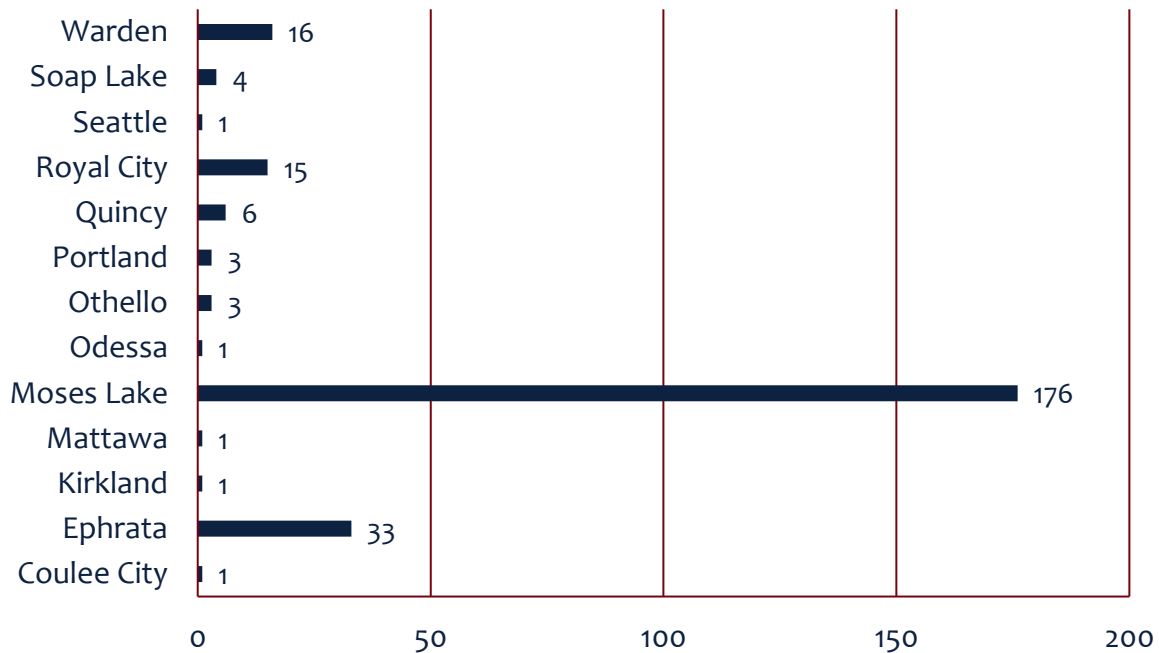
Community

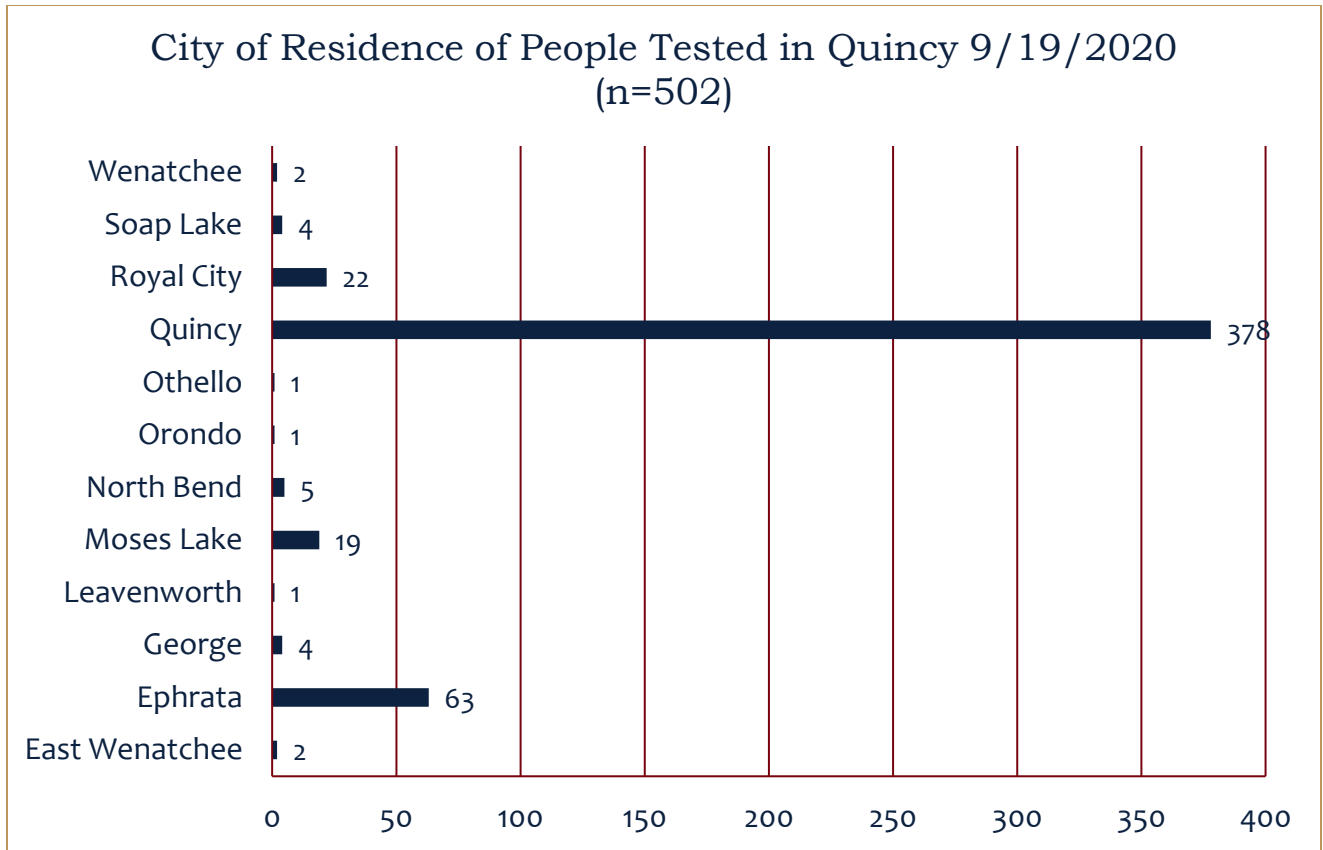
Community	
Coulee City	1
East Wenatchee	2
Ephrata	96
George	4
Kirkland	1
Leavenworth	1
Mattawa	1
Moses Lake	195
North Bend	5
Odessa	1
Orondo	1
Othello	4
Portland	3
Quincy	384
Royal City	37
Seattle	1
Soap Lake	8
Wenatchee	2
Warden	16

City of Residence of People Tested at Grant County Free Testing Events September 18-19, 2020 (n=763)

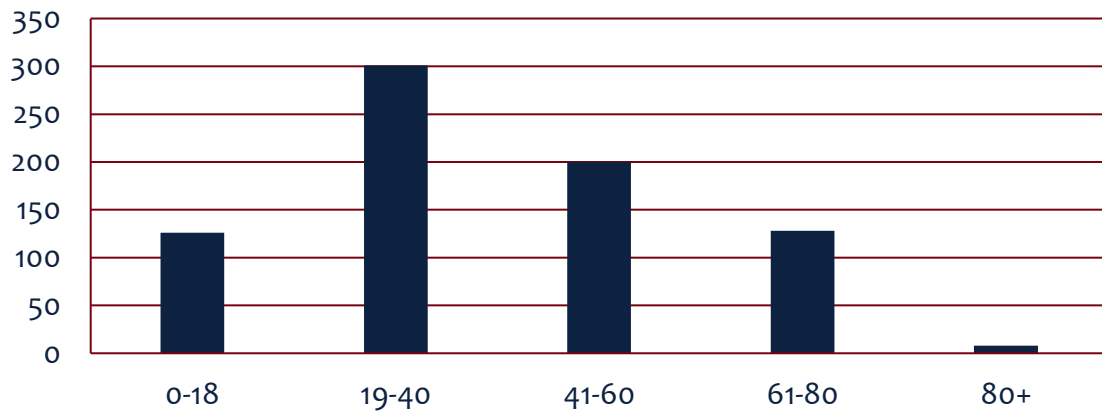


City of Residence of People Tested in Moses Lake 9/18/2020 (n=261)

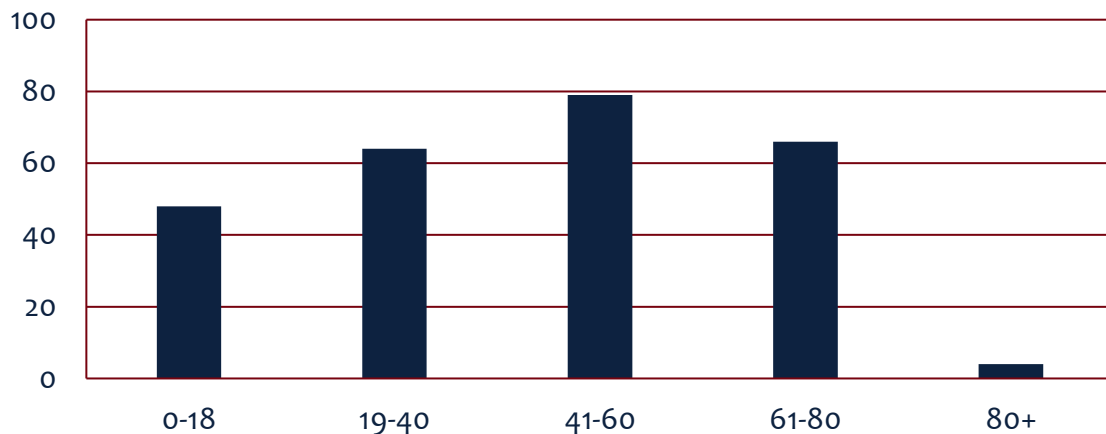




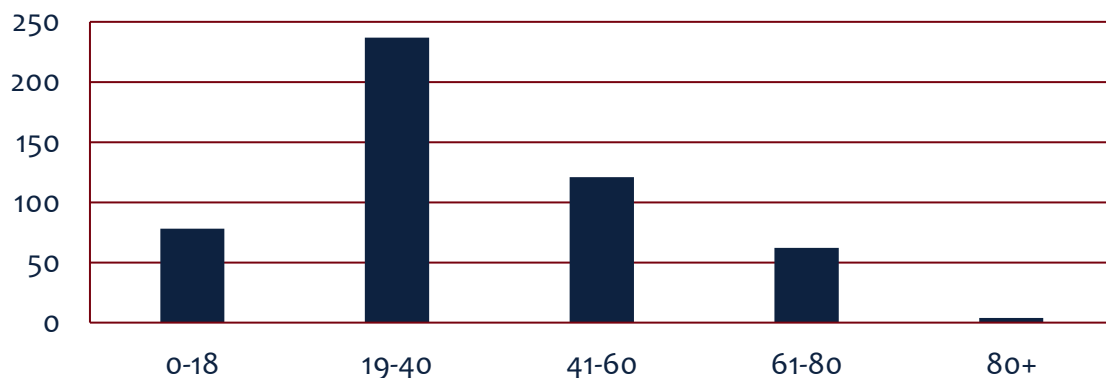
Ages of People Tested at Grant County Free Testing Events - September 18-19, 2020 (n=763)



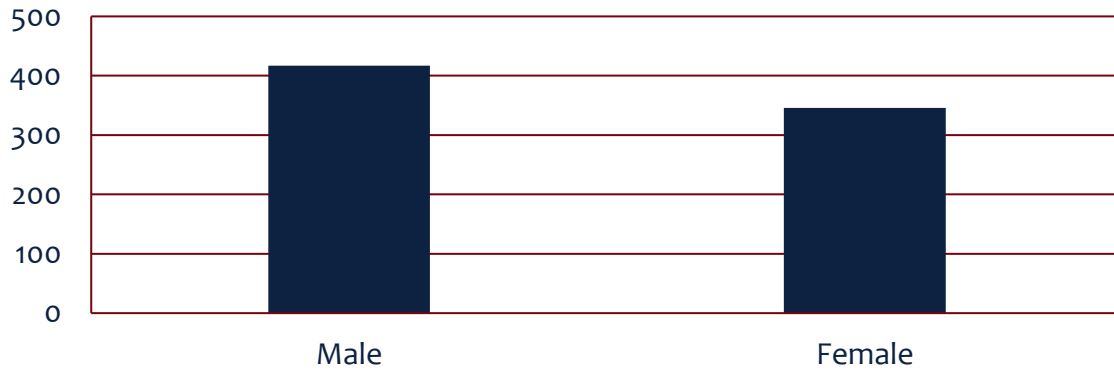
Ages of Those Tested in Moses Lake 9/18/2020 (n=261)



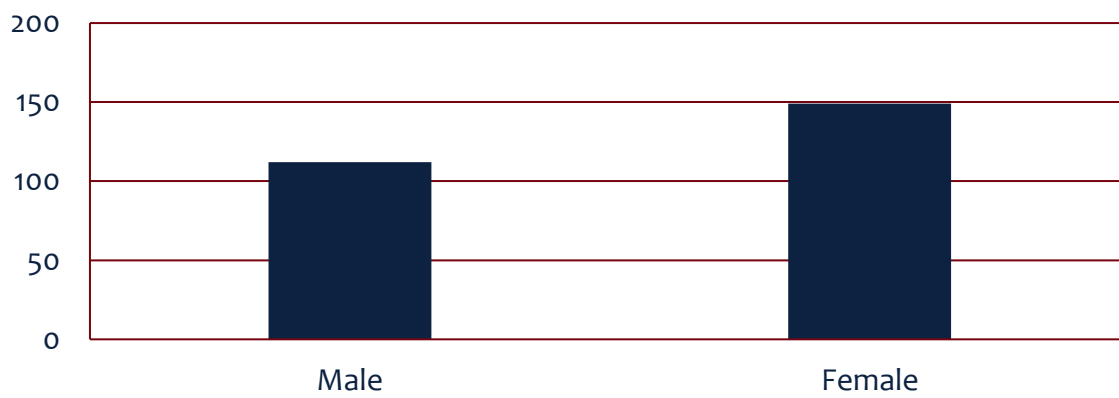
Ages of People Tested in Quincy 9/19/2020 (n=502)



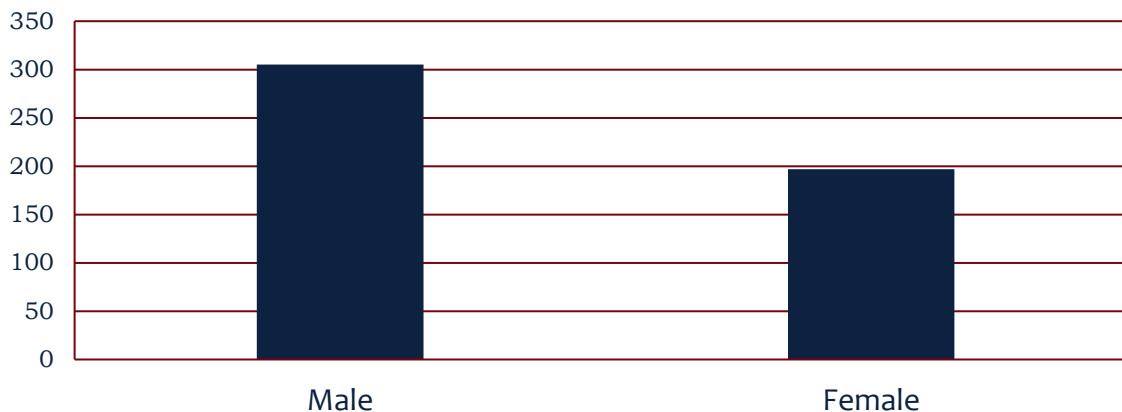
Sex of People Tested at Grant County Free
Testing Events - September 18-19, 2020 (n=763)



Sex of Those Tested in Moses Lake 9/18/2020
(n=261)



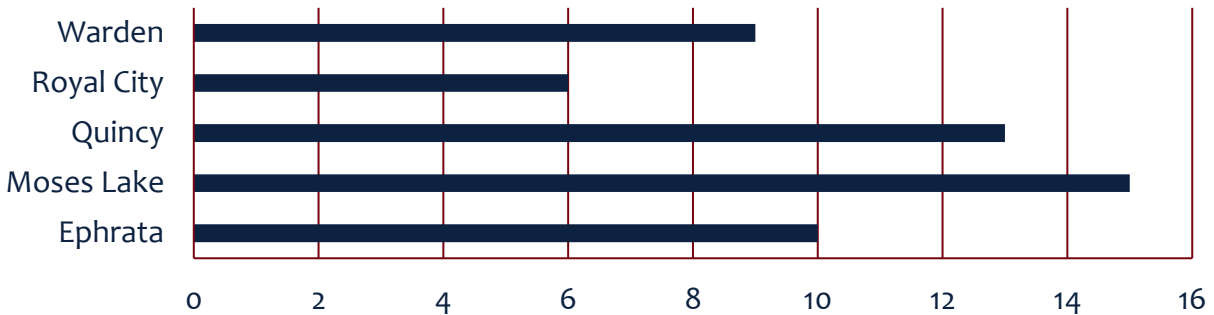
Sex of People Tested in Quincy 9/19/2020
(n=502)



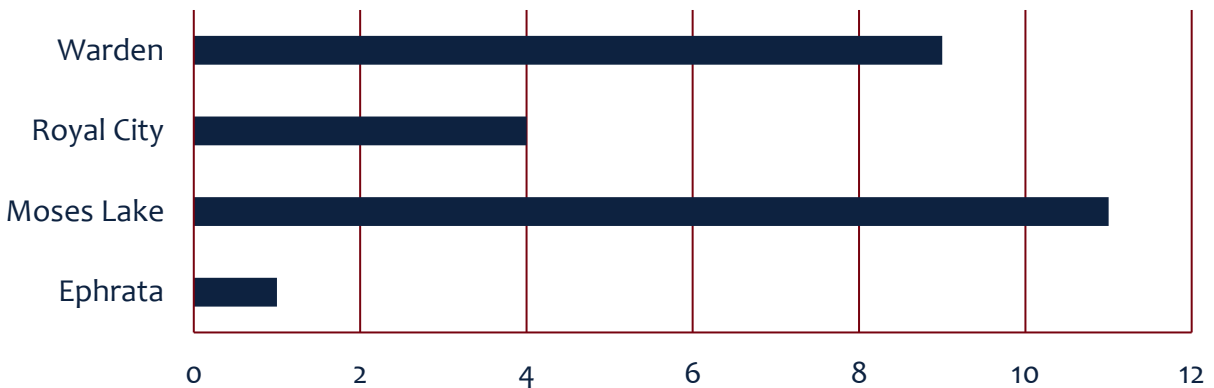
Demographics of Positives + Probables

Moses Lake (n=25)		Quincy (n=28)		Total (n=53)	
Age		Age		Age	
0-18	7	0-18	1	0-18	8
19-40	10	19-40	14	19-40	24
41-60	7	41-60	13	41-60	20
61-80	1	61-80	0	61-80	1
80+	0	80+	0	80+	0
Sex		Sex		Sex	
Male	10	Male	20	Male	30
Female	15	Female	8	Female	23
Community		Community		Community	
Ephrata	1	Ephrata	9	Ephrata	10
Moses Lake	11	Moses Lake	4	Moses Lake	15
Royal City	4	Quincy	13	Quincy	13
Warden	9	Royal City	2	Royal City	6
				Warden	9

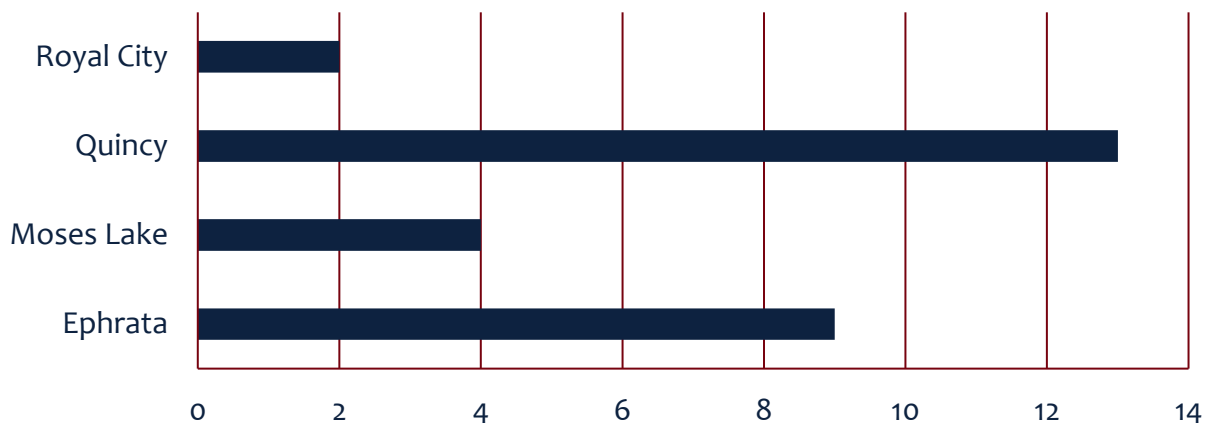
City of Residence of Positive/Probable COVID-19 Cases at Grant County Free Testing Events September 18-19, 2020 (n=53)



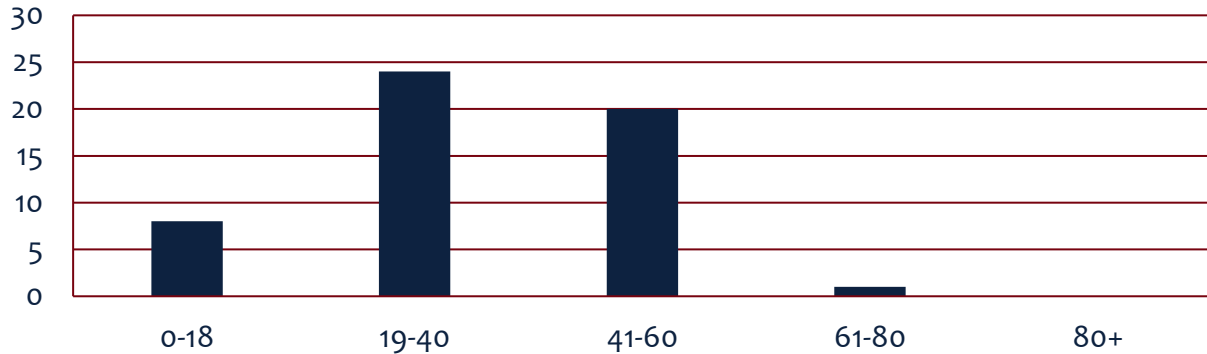
City of Residence of Positive/Probable COVID-19 Cases at Moses Lake Testing Event 9/18/2020 (n=25)



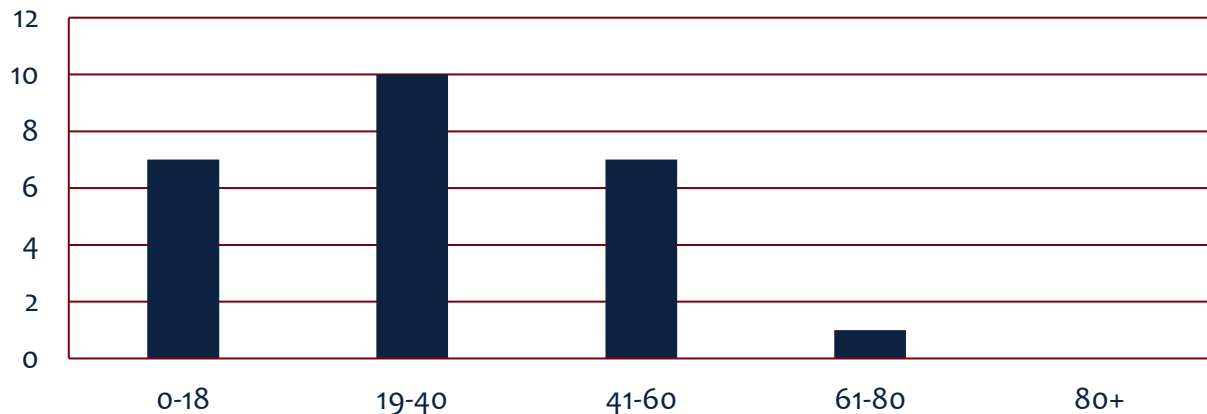
City of Residence of Positive/Probable COVID-19 Cases at Quincy Testing Events 9/19/2020 (n=28)



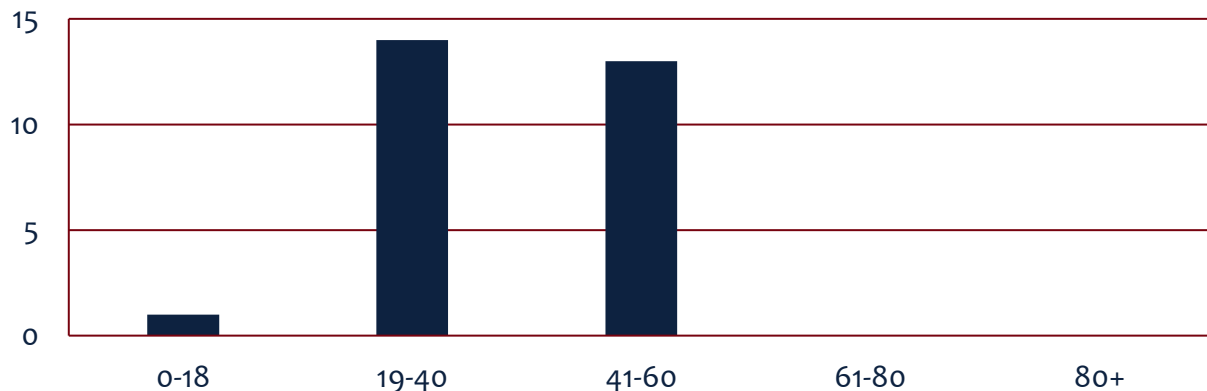
Age of Positive/Probable COVID-19 Cases at Grant
County Testing Events September 18-19, 2020
(n=53)



Age of Positive/Probable COVID-19 Cases at Moses
Lake Event 9/18/2020 (n=25)




Age of Positive/Probable COVID-19 Cases at Quincy
Event 9/19/2020 (n=28)



Sex of Positive/Probable COVID-19 Cases at Grant
County Testing Events September 18-19, 2020
(n=53)



Sex of Positive/Probable COVID-19 Cases at Moses
Lake Event 9/18/2020 (n=25)



Sex of Positive/Probable COVID-19 Cases at Quincy
Event 9/19/2020 (n=28)

